

# Er:YAG Laser Treatment of Sleep-Disordered Breathing

Katarina Svahnström

General Dentistry Clinic, Uppsala, Sweden

## ABSTRACT

Recently a new method (NightLase) for the treatment of snoring and obstructive sleep apnea that uses the benefits of Er:YAG laser light was presented. To test the method, the results of treatments on 75 patients with different degrees of snoring and obstructive sleep apnea were analyzed. The outcome of the treatment was very beneficial for the patients and the success rate after three treatments was 90%. More than 80% of the patients also reported that they breathed much easier, being more alert and focused. Our clinical study confirms that NightLase treatment is an efficient method for significant snoring reduction. The treatment is quick and easy to perform, minimally invasive, doesn't require any anesthesia or post-operative therapy and has an extremely high success rate in producing a positive change in sleep patterns.

**Key words:** Er:YAG, NightLase, snoring, obstructive sleep apnea.

*Article: J. LA&HA, Vol. 2013, No. 2; pp.13-16.*

*Received: November 22, 2013; Accepted: December 7, 2013*

© Laser and Health Academy. All rights reserved.

Printed in Europe. [www.laserandhealth.com](http://www.laserandhealth.com)

## I. INTRODUCTION

Snoring is a common problem and studies estimate that 45% of men and 30% of women snore on a regular basis and that just about everyone snores occasionally [1]. Snoring occurs when the flow of air through the mouth and nose is physically obstructed. It can be caused by a combination of factors including obstructed nasal airways during allergy seasons or sinus infection, deformities such as a deviated septum, nasal polyps, poor muscle tone in the throat and tongue, bulky throat tissue, large tonsils and adenoid, or a long soft palate or uvula [2-5].

Most people don't think of snoring as something to be overly concerned about. While loud disruptive snoring is at best a social problem that may strain relationships, for many men, women and even children, loud habitual snoring may signal a potentially life threatening disorder [6-8]. Habitual snorers can be

at risk of serious health problems, including sleep deprivation, lack of focus and decreased libido, psychological and social damage, irritability and obstructive sleep apnea (OSA) that may result in daytime somnolence, morning headaches, automatic behavior, mood alterations, sexual dysfunction, short-term memory loss and hallucinations [9-12]. Sleep apnea syndrome also significantly increases the risk of stroke or death from any cause [8, 13].

There are many options of snoring and OSA treatment [8, 9]. In some cases it is possible to treat it with lifestyle changes like diets, exercise, reduction of smoking or alcohol intake and changing the sleeping position [14-17]. Some people also use oral or dental appliances that open upper airways [18]. For more severe cases, doctors usually proscribe a Continuous Positive Airway Pressure (CPAP) device, which provides a constant flow of air into the mouth and nose so that the patient can breathe more easily during sleep [19]. Among other non-surgical snoring therapies, there are also oral tablets or nasal sprays containing different pharmaceuticals [20]. To treat more severe cases of snoring and apnea, different surgical procedures are available. Some of them are less invasive like the pillar procedure, the injection snoreplasty procedure, various radiofrequency procedures, laser-assisted uvulopalatoplasty (LAUP) and radiofrequency tissue volume reduction (RFTVR) [21-23]. Others like uvulopalatopharyngo-plasty (UPPP) require general anesthesia [24].

Most of these treatments have many limitations like low and unpredictable success rates (UPPP, medication, weight reduction), patient noncompliance (CPAP), inconvenience (tracheostomy, CPAP), cost (UPPP, pillar procedure), discomfort (CPAP, reconstructive surgery), post-operative pain (reconstructive surgery), foreign body sensation (pillar procedure), partial extrusion and side effects like dry mouth, nasal congestion, skin irritation, nightmares, and scarification (CPAP, pharmaceuticals, reconstructive surgery) [25-28]. But the biggest limitation for the patient is that most of the treatments have a nonpermanent effect which requires repetition of the procedure [26].

Recently a new minimally invasive and more effective method for the treatment of snoring and

apnea known as NightLase was presented [29-31]. Since we are using our LightWalker AT (Fotona, Slovenia) laser successfully for dental treatments and a lot of our patients complain about their snoring problems, we decided to buy an additional Er:YAG handpiece to test the newly proposed method and properly evaluate the benefits of it.

## II. MATERIALS AND METHODS

117 patients with snoring problems have visited our clinic in a period of two years. The minimally invasive NightLase treatment procedure was explained to them and all patients signed informed consent forms. The exclusion factors were photosensitive drugs, pregnancy, narrowness in the throat, scarring, obesity, too high expectations, sickness and being underage. Patients with pollen allergies were treated after the season was over.

Before the treatment, anatomic grouping was conducted using Mallampati classification and the patients were divided into four classes: Class 1 - full visibility of tonsils, uvula and soft palate; Class 2 - visibility of hard and soft palate, upper portion of tonsils and uvula; Class 3 - soft and hard palate and base of the uvula are visible; Class 4 - only hard palate visible (e.g. Fig. 1).

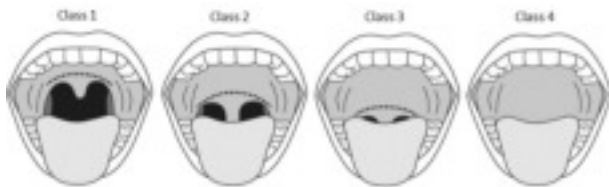


Fig. 1: Mallampati classification.

After the classification, a nonablative tightening of the anterior pillar, soft palate and uvula with the lower part of the hard palate, posterior pillars and tonsils and lateral and bottom of the tongue was performed three times in a period of 45 days. All treatments have been performed with an Er:YAG laser (LightWalker AT, Fotona, Slovenia) using the PS04 handpiece with a patterned beam in non-contact mode. The manufacturer's treatment protocol and parameters were followed [29-31].

The number of delivered treatment pulses per patient depended on the anatomy of the person, varying between 12,000 and 17,000. The procedure was stopped when shrinking in the mucosa was observed. As the treatment is non-ablative, there was no special post-operative care prescribed.

During the treatment we measured the discomfort

and pain of the patients. After the last session in a treatment period of 6 to 12 months, the patients as well as their "sleeping" partners were asked to fill in questionnaires in which they evaluated the results with a subjective assessment on a scale of 0-3 (0 = not satisfied; 1 = somehow satisfied; 2 = satisfied; 3 = very satisfied).

We also measured blood oxygen before and after the treatment to check if we could see any change in the blood oxygenation.

## III. RESULTS

Out of 117 patients who applied for treatment, 75 passed all exclusion criteria, completed all three sessions of treatment and informed us about their treatment results. Using Mallampati classification for the 75 mentioned patients, 21 were classified as Class 4, 36 as Class 3, 16 as Class 2 and two as Class 1 (Fig. 2). During the therapy the patients report no discomfort or pain and after the treatment no patient reported any adverse effect.

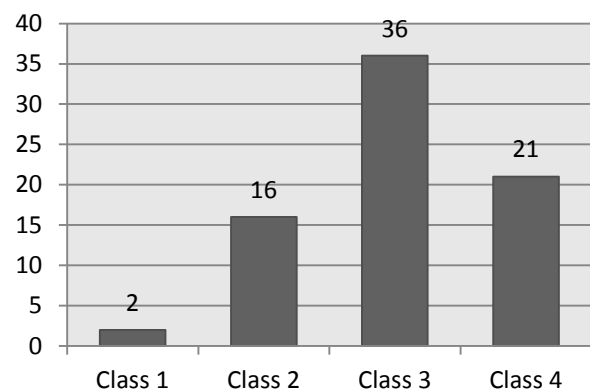


Fig. 2: Mallampati classification for 75 treated patients.

A typical **clinical** case is presented in the following photos.



Fig. 3: Patient's mouth before treatment (Class 4).



Fig. 4: Immediately after the first treatment (Class 2).



Fig. 5: After three treatments (Class 1).

The success after three treatments was 90%, with only 10% of the treated patients not satisfied with the treatment. Of all the patients, 33% (25) said that they were very satisfied, 44% (33) that they were satisfied, and 13% (10) reported being somehow satisfied with the treatment (Fig. 6).

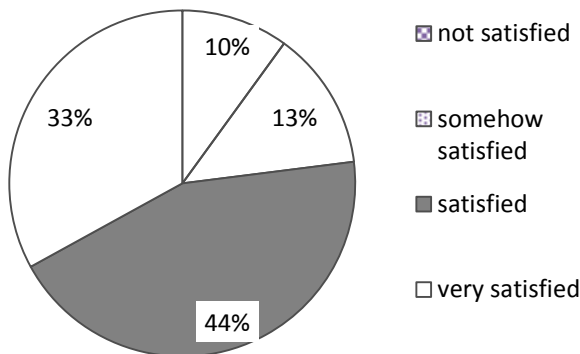


Fig 6: Patient satisfaction with the treatment (not satisfied; somehow satisfied; satisfied; very satisfied).

In addition to the high satisfaction rate, more than 80% of the patients also reported that they could breathe much easier after the treatment, being more alert and focused. They also noticed that gag reflexes were down, that they had no more pressure-related troubles when flying, fewer headaches, and they also noticed better sex and felt more confident, etc.

Concerning blood oxygenation, overall there was no significant difference in the amount of oxygen in the blood before and after the treatment. On the other hand, some of the patients had significantly better oxygen scores and none of the patients had lower oxygen scores after the treatment.

#### IV. DISCUSSION

Due to numerous limitations, high treatment risks, side effects and low treatment success rates of classical nonsurgical and surgical procedures, many people decide not to treat their snoring problems [25-28]. Since snoring can cause many health complications, it may result in a life threatening disorder and eventually in premature death [8-13].

Besides surgery, there is also a minimally invasive and more effective method available for treating snoring and apnea. The method uses laser light for thermal non-ablative heating of the treated areas, which causes shrinkage of the collagen fibers and subsequently opens up the air flow in the mouth and nose and decreases snoring and apnea problems [29-31].

In the cases presented using the NightLase treatment procedure, a 90% success rate was noticed. Comparing to more aggressive surgical and also nonsurgical methods, we achieved much better results with no side effects or risk for the patients [27]. We discovered that NightLase is easy for any doctor or dentist to perform and has an extremely high success rate in producing a positive change in sleep patterns. It requires no device to be worn during sleep, involves no chemical treatment, and no anesthesia. In our opinion NightLase represents a gentle and easy way for the patient and their loved ones to regain a good night's rest.

No matter the success rate, we also must consider that the results of the therapy may depend on the type of the snoring and apnea problem. For these reasons, examination prior to the treatment and good anamnesis is essential for a positive result. Beside this we also have to consider the exclusion criteria. In some cases, combining this therapy with other treatments is advised. For example, in cases where the

patient is overweight, a dietician can be very beneficial in helping to solve the snoring problem.

## V. CONCLUSIONS

Our clinical study confirms NightLase treatment with Er:YAG laser is a safe and efficient method for significant snoring reduction. We can now successfully address a series of health problems like snoring and OSA and prevent further complications. The method is minimally invasive with no need for special preparation or any post-operative therapy. The procedure is tolerable by all patients and doesn't require any anesthesia. It is quick and easy to perform and a sterile operational field is not required.

## REFERENCES

1. Aston Acton Q. (2013) Anhydrides - Advances in Research and Application, © 2013 by Scholarly EditionsTM.
2. Guilleminault C, Eldridge FL, Tilkian A, Simmons FB, Dement WC. Sleep apnea syndrome due to upper airway obstruction: a review of 25 cases. *Arch Intern Med.* 1977 Mar;137(3):296-300.
3. Miljeteig H, Hoffstein V, Cole P. The effect of unilateral and bilateral nasal obstruction on snoring and sleep apnea. *Laryngoscope.* 1992 Oct;102(10):1150-2.
4. Arias MA, García-Río F, Alonso-Fernández A, Mediano O, Martínez I, Villamor J. Obstructive sleep apnea syndrome affects left ventricular diastolic function: effects of nasal continuous positive airway pressure in men. *Circulation.* 2005 Jul 19;112(3):375-83.
5. Pataka A, Riha RL. Continuous positive airway pressure and cardiovascular events in patients with obstructive sleep apnea. *Curr Cardiol Rep.* 2013 Aug;15(8):385.
6. Tamanna S, Geraci SA. Major sleep disorders among women: (women's health series). *South Med J.* 2013 Aug;106(8):470-8.
7. Grandner MA, Patel NP, Jean-Louis G, Jackson N, Gehrman PR, Perlis ML, Gooneratne NS. Sleep-related behaviors and beliefs associated with race/ethnicity in women. *J Natl Med Assoc.* 2013 Spring;105(1):4-15.
8. Mannarino MR, Di Filippo F, Pirro M. Obstructive sleep apnea syndrome. *Eur J Intern Med.* 2012 Oct;23(7):586-93.
9. Johns MW. Daytime sleepiness, snoring, and obstructive sleep apnea. The Epworth Sleepiness Scale. *Chest.* 1993 Jan;103(1):30-6.
10. Carroll JL, McColley SA, Marcus CL, Curtis S, Loughlin GM. Inability of clinical history to distinguish primary snoring from obstructive sleep apnea syndrome in children. *Chest.* 1995 Sep;108(3):610-8.
11. Namysłowski G, Scierski W, Zembala-Nożyńska E, Nożyński J, Misiólek M. Histopathologic changes of the soft palate in snoring and obstructive sleep apnea syndrome patients. *Otolaryngol Pol.* 2005;59(1):13-9.
12. Stuck BA, Maurer JT. Airway evaluation in obstructive sleep apnea. *Sleep Med Rev.* 2008 Dec;12(6):411-36.
13. Lee JE, Lee CH, Lee SJ, Ryu Y, Lee WH, Yoon IY, Rhee CS, Kim JW. Mortality of patients with obstructive sleep apnea in Korea. *J Clin Sleep Med.* 2013 Oct 15;9(10):997-1002.
14. Peppard PE, Young T. Exercise and sleep-disordered breathing: an association independent of body habitus. *Sleep.* 2004 May 1;27(3):480-4.
15. Tuomilehto HP, Seppä JM, Partinen MM, Peltonen M, Gylling H, Tuomilehto JO, Vanninen EJ, Kokkarinen J, Sahlman JK, Martikainen T, Soini EJ, Randell J, Tukiainen H, Uusitupa M; Kuopio Sleep Apnea Group. Lifestyle intervention with weight reduction: first-line treatment in mild obstructive sleep apnea. *Am J Respir Crit Care Med.* 2009 Feb 15;179(4):320-7.
16. Huang R, Ho SY, Lo WS, Lai HK, Lam TH. Alcohol consumption and sleep problems in Hong Kong adolescents. *Sleep Med.* 2013 Sep;14(9):877-82.
17. Mehari A, Weir NA, Gillum RF. Gender and the Association of Smoking with Sleep Quantity and Quality in American Adults. *Women Health.* 2013 Nov 21.
18. Schmidt-Nowara W, Lowe A, Wiegand I, Cartwright R, Perez-Guerra F, Menn S. Oral appliances for the treatment of snoring and obstructive sleep apnea: a review. *Sleep.* 1995 Jul;18(6):501-10.
19. Sullivan CE, Issa FG, Berthon-Jones M, Eves L. Reversal of obstructive sleep apnoea by continuous positive airway pressure applied through the nares. *Lancet.* 1981 Apr 18;1(8225):862-5.
20. Fireman P. Therapeutic approaches to allergic rhinitis: treating the child. *J Allergy Clin Immunol.* 2000 Jun;105(6 Pt 2):S616-21.
21. Simmons FB, Guilleminault C, Miles LE. A Surgical Treatment for Snoring and Obstructive Sleep Apnea. *West J Med.* 1984 January; 140(1): 43-46.
22. Krespi YP, Pearlman SJ, Keidar A. Laser-assisted uvulopalatoplasty for snoring. *J Otolaryngol.* 1994 Oct;23(5):328-34.
23. Coleman SC, Smith TL. Midline radiofrequency tissue reduction of the palate for bothersome snoring and sleep-disordered breathing: A clinical trial. *Otolaryngol Head Neck Surg.* 2000 Mar;122(3):387-94.
24. Hicklin LA, Tostevin P, Dasan S. Retrospective survey of long-term results and patient satisfaction with uvulopalatopharyngoplasty for snoring. *J Laryngol Otol.* 2000 Sep;114(9):675-81.
25. Pépin JL, Veale D, Mayer P, Bettiga G, Wuyam B, Lévy P. Critical analysis of the results of surgery in the treatment of snoring, upper airway resistance syndrome (UARS), and obstructive sleep apnea (OSA). *Sleep.* 1996 Nov;19(9 Suppl):S90-100.
26. Lindman R, Bondemark L. *Swed Dent J.* A review of oral devices in the treatment of habitual snoring and obstructive sleep apnoea. 2001;25(1):39-51.
27. Rombaux P, Hamoir M, Bertrand B, Aubert G, Lüstro G, Rodenstein D. Postoperative pain and side effects after uvulopalatopharyngoplasty, laser-assisted uvulopalatoplasty, and radiofrequency tissue volume reduction in primary snoring. *Laryngoscope.* 2003 Dec;113(12):2169-73.
28. Franklin KA, Anttila H, Axelsson S, Gislason T, Maasilta P, Myhre KI, Rehnqvist N. Effects and side-effects of surgery for snoring and obstructive sleep apnea-a systematic review. *Sleep.* 2009 Jan;32(1):27-36.
29. Dovsak D, Gabrijelcic J, Vizintin Z: NightLase – a New Laser Treatment Method for the Reduction of Snoring and Sleep Apnea – a Pilot Study (Summary), LA&HA - Journal of the Laser and Health Academy Volume: 2011, Number: 1, Pages:S09-S10.
30. Jovanovic J. NightLase – a New Laser Treatment Method for the Reduction of Snoring and Sleep Apnea – a Pilot Study (Summary), LA&HA - Journal of the Laser and Health Academy Volume: 2011 | Number: 1 | Pages:S09-S10.
31. Miracki K, Vizintin Z. Nonsurgical Minimally Invasive Er:YAG Laser Snoring Treatment. *Journal of the Laser and Health Academy:* 2013, Number:1; Pages:36-41.

The intent of this Laser and Health Academy publication is to facilitate an exchange of information on the views, research results, and clinical experiences within the medical laser community. The contents of this publication are the sole responsibility of the authors and may not in any circumstances be regarded as official product information by medical equipment manufacturers. When in doubt, please check with the manufacturers about whether a specific product or application has been approved or cleared to be marketed and sold in your country.